

HMS CAROLINE SENSORY MAP

We hope you enjoy your visit to HMS Caroline!

Please use this Sensory Map to help you navigate the site and decide which areas to visit.

If you require any assistance, please notify a member of our Museum staff.



HMS CAROLINE
BELFAST

Look out for these symbols on the maps in this guide to find out about the sights, sounds, smells and environments you might experience when visiting HMS Caroline.

KEY



Bright light



Outside space/
natural light



Dark/low light



Flashing lights



Loud noises/
soundscapes/film



Echo



Crowded



Confined spaces



Cold temperature



Hot temperature



Strong smells



Seating area



Touch/interactive
games

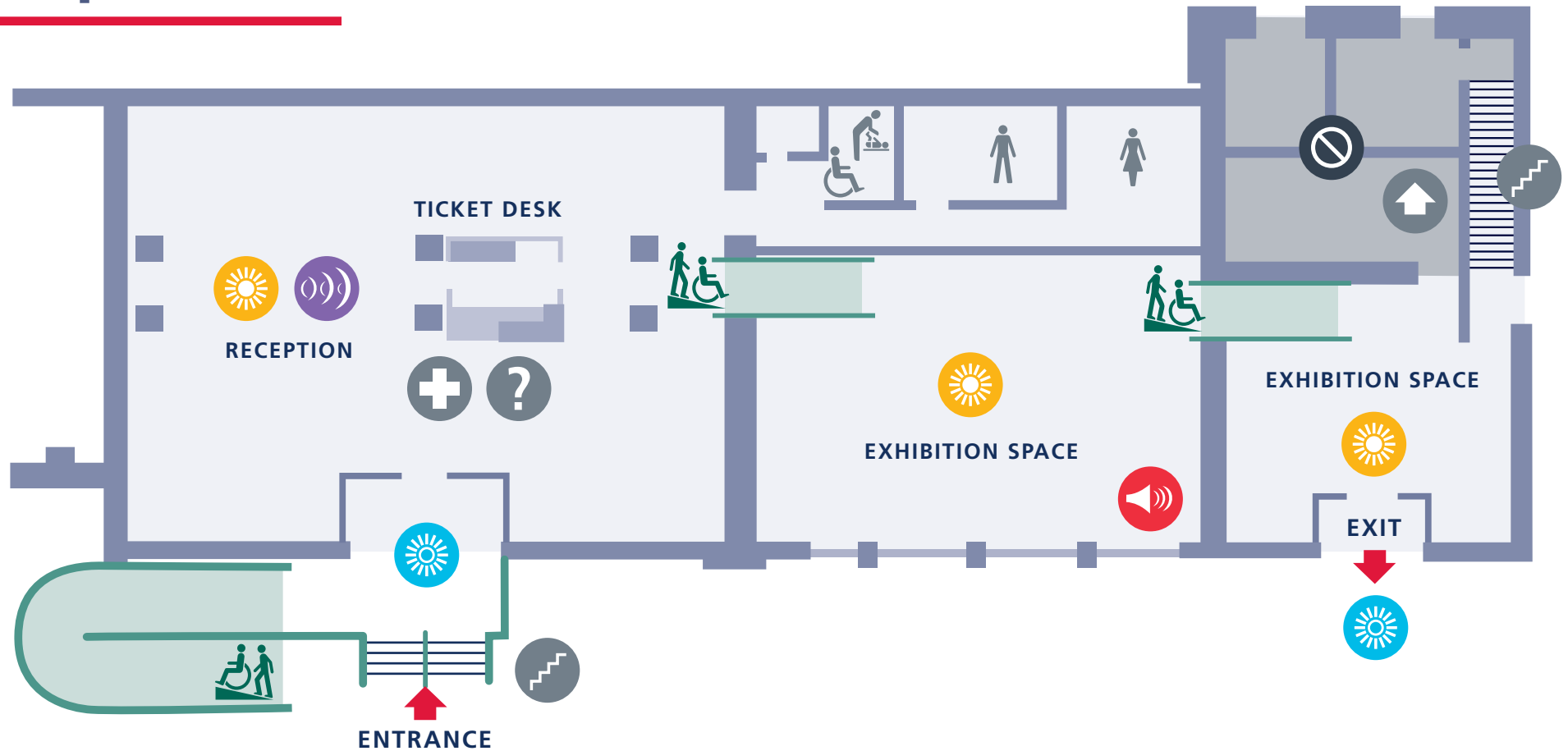














Difficult subject
matter

Please note

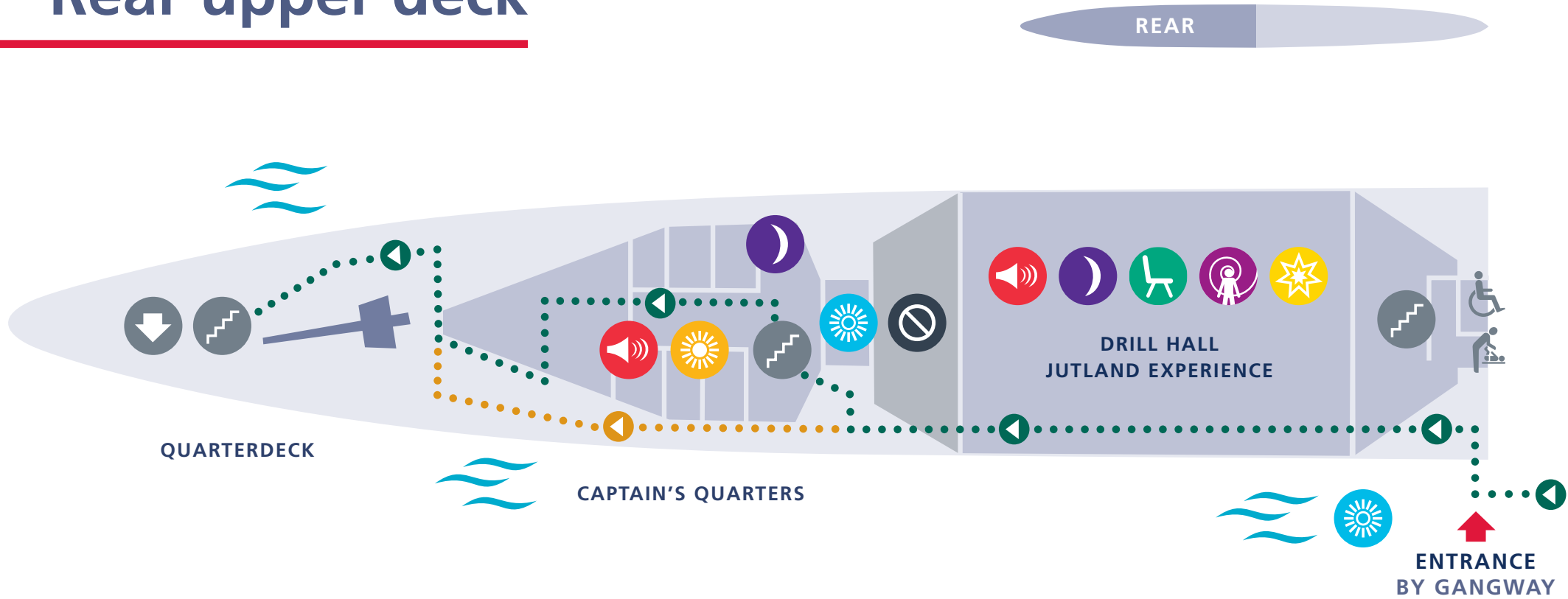
- There are three accessible toilets on site, one in the Pump House and two onboard the ship next to the Drill Hall and Galley.
- Light levels vary throughout the Pump House and ship.
- The ship is accessed via a ramp from the dockside. As the vessel is afloat, the gradient of the ramp changes due to the tidal nature of Belfast Lough. The ramp can be particularly steep at high tide.
- Please take care when moving around the ship as there are steep steps, uneven surfaces, low hanging ceilings and decks that may be slippery when wet. There are also three lifts on board HMS Caroline: one is located in the rear of the ship and two in the forward section of the ship.
- The Battle of Jutland film is loud, dark, includes flashing lights and contains images that may be upsetting to some visitors.
- There are loud soundscapes and interactives throughout the Museum.
- We have a limited number of sensory kits available to borrow at the ticketing desk, which include fidget toys, sensory cards, weighted lap blankets and ear defenders.
- A visual menu for the café is available on request.
- We have wheelchairs on site that may be borrowed free of charge.
- We run Sensory Explorer: Access Mornings throughout the year. Please check with a member of staff for the next event date.
- We have an Access Guide and Visual Guide available to download on our website. These can be used to help plan your visit.















Pump House



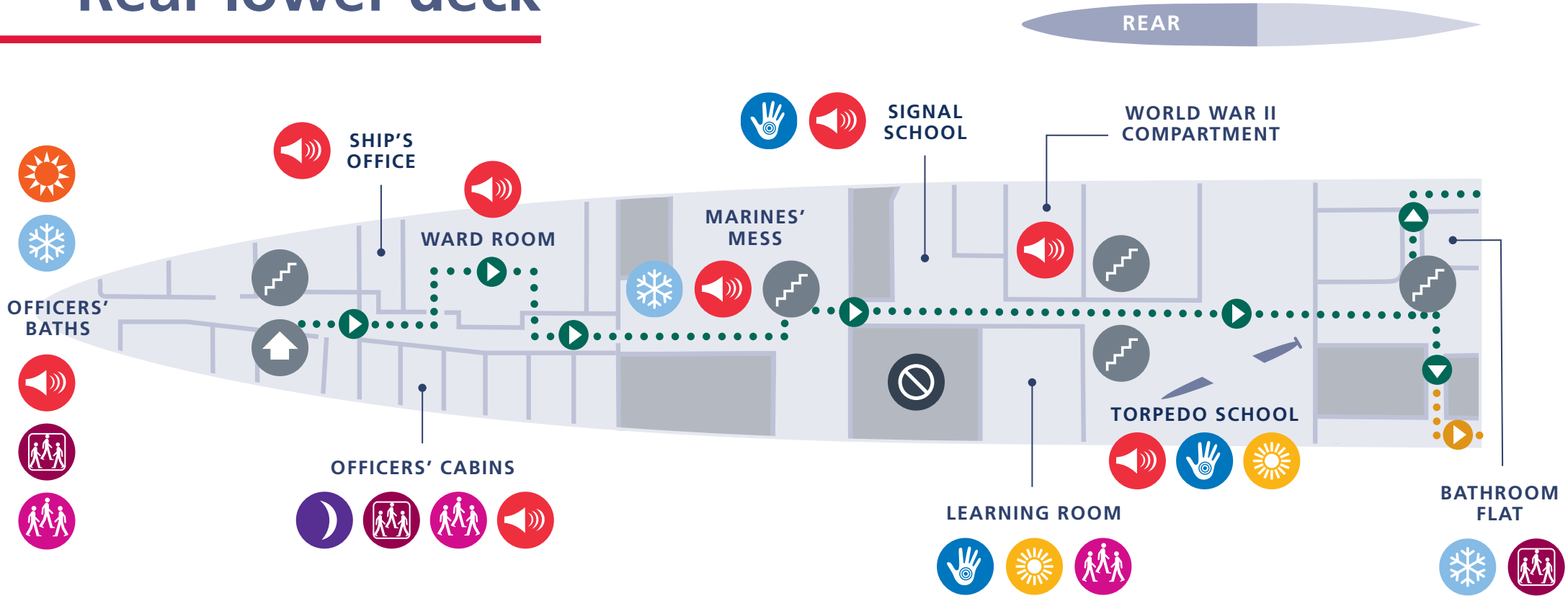
- | | | | | | |
|---|---|--|--|---|---|
|  Bright light |  Echo |  First aid |  Stairs |  No entry |  Toilets |
|  Outdoor space |  Loud noises |  Help point |  Ramp |  Lift – staff only |  Baby change |

Rear upper deck



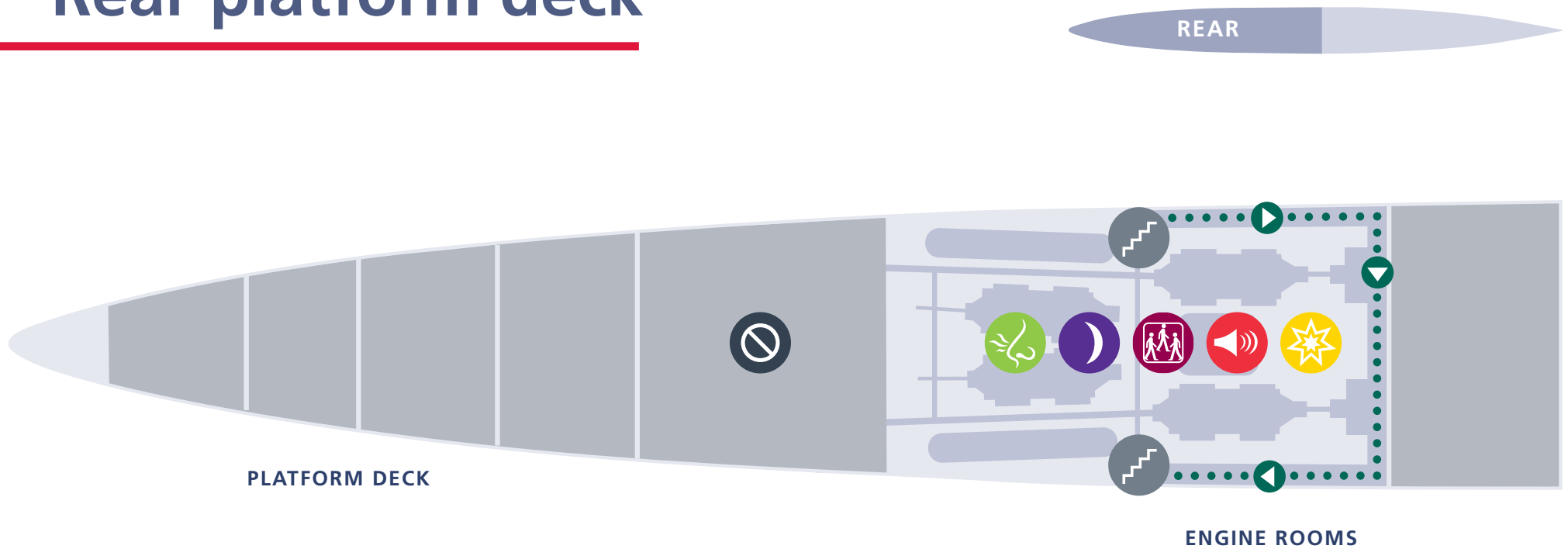
- | | | | |
|---|---|--|--|
|  Bright light |  Flashing lights |  Difficult subject matter |  Visitor route |
|  Outdoor space |  Loud noises |  Stairs |  Accessible route |
|  Dark |  Seating area |  Lift |  No entry |
| |  Open water | |  Accessible toilets/
Baby change |

Rear lower deck



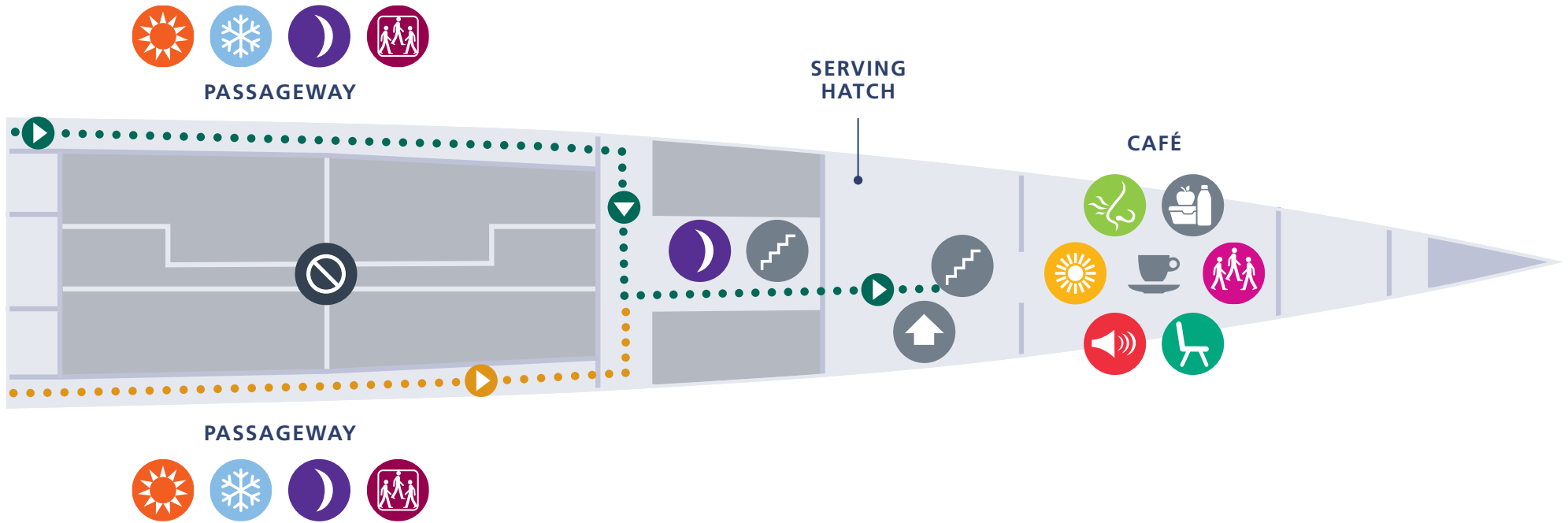
- | | | | | | | | | | |
|--|--------------|--|---------|--|--------------------|--|--------|--|------------------|
| | Bright light | | Hot | | Confined space | | Stairs | | Visitor route |
| | Low light | | Cold | | Interactives/touch | | Lift | | Accessible route |
| | Loud noises | | Crowded | | No entry | | | | |

Rear platform deck



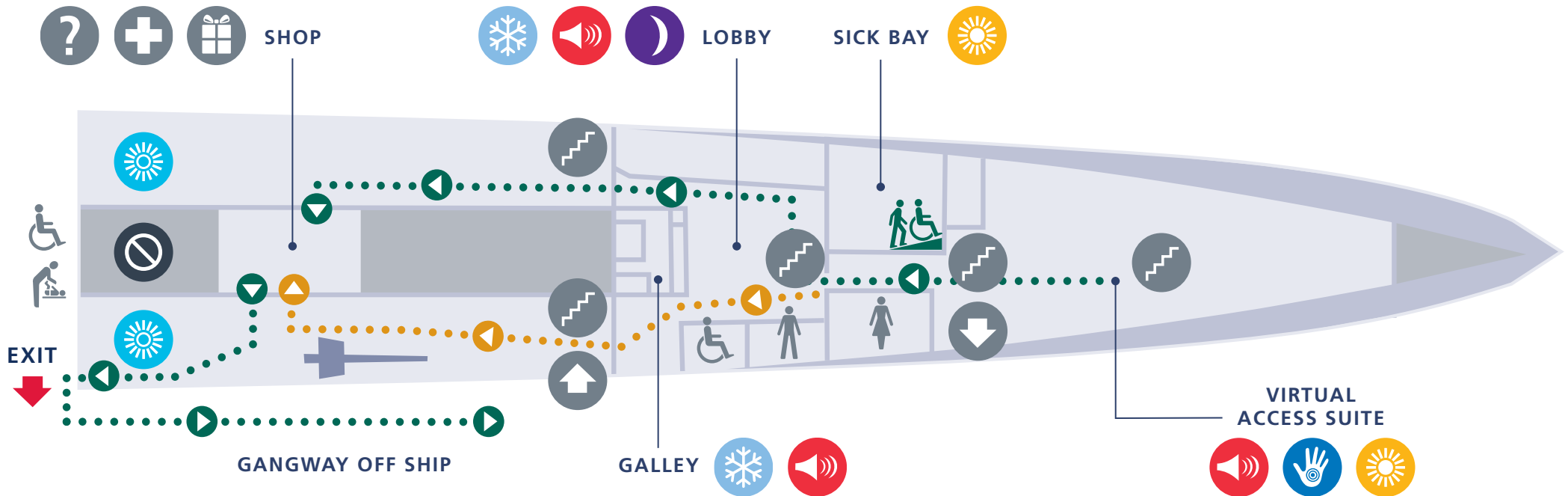
-  Low light
-  Loud noises
-  Confined space
-  Visitor route
-  Flashing lights
-  Strong smells
-  Stairs
-  No entry

Forward lower deck



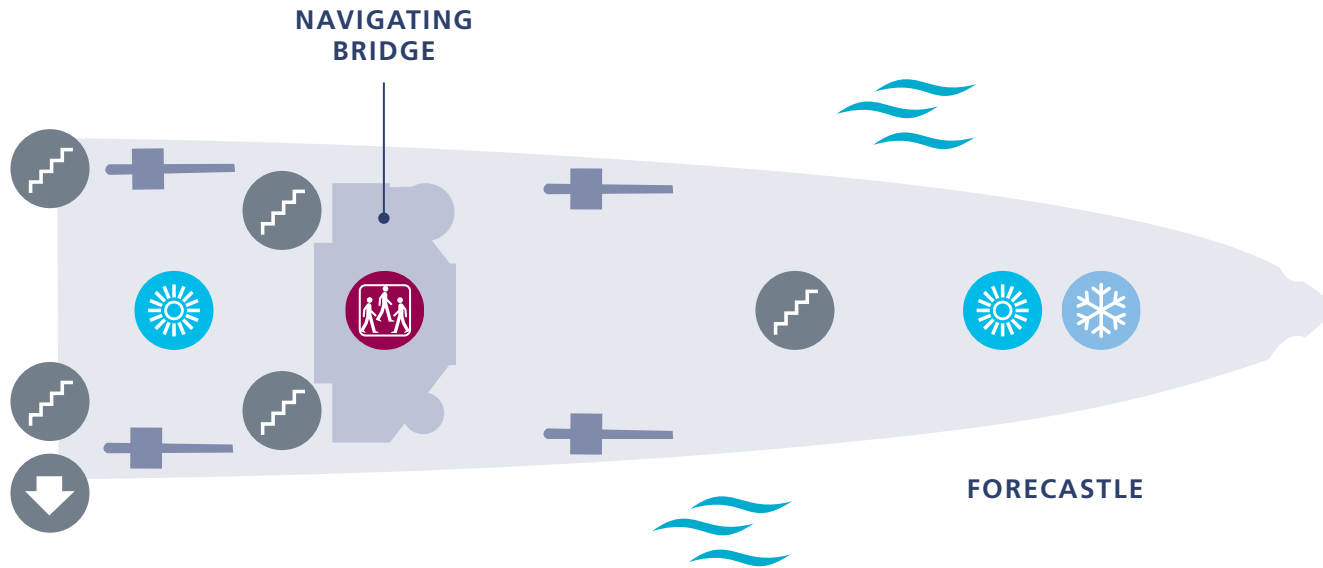
- | | | | | | | | | | |
|--|--------------|--|---------------|--|----------------|--|----------|--|------------------|
| | Bright light | | Hot | | Crowded | | Stairs | | Café |
| | Low light | | Cold | | Confined space | | Lift | | Packed lunch |
| | Loud noises | | Strong smells | | Seating area | | No entry | | Visitor route |
| | | | | | | | | | Accessible route |

Forward upper deck



- | | | | | |
|---------------|--------------------|--------|-------------|------------------|
| Outside space | Cold | Stairs | Shop | Visitor route |
| Bright light | Loud noises | Lift | Toilets | Accessible route |
| Low light | Interactives/touch | Ramp | Baby change | No entry |

Forecastle / Navigating bridge



We understand that everyone will experience HMS Caroline differently.

If you notice that anything is missing from this map or have any suggestions then please let us know so that we can make it more useful for everyone!

You can contact us at:
learning.caroline@nmrn.org.uk

